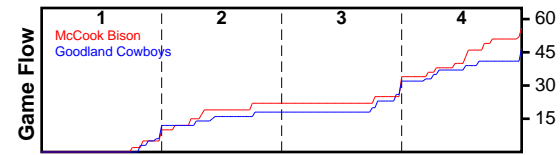


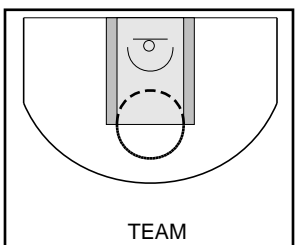
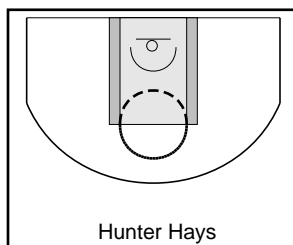
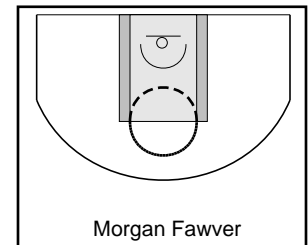
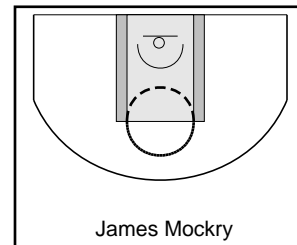
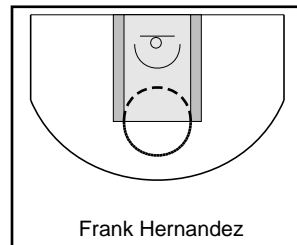
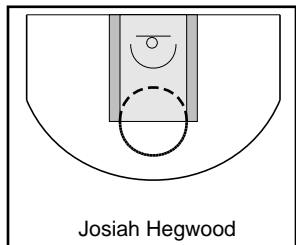
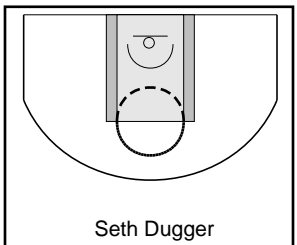
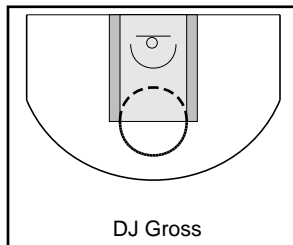
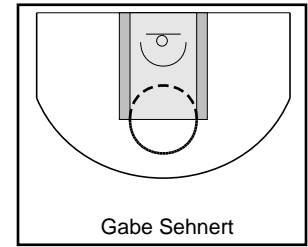
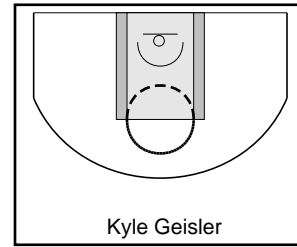
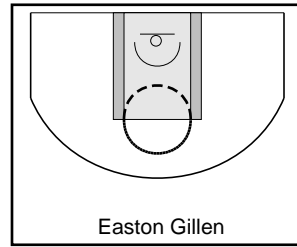
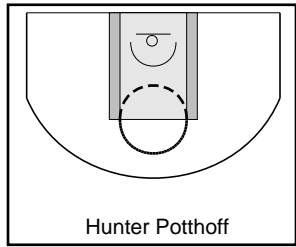
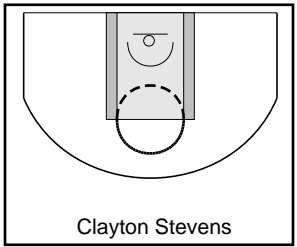
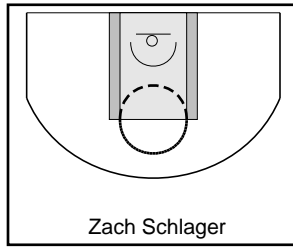
McCook Bison

12/9/16 McCook Bison at Goodland Cowboys

	1	2	3	4	T
McCook Bison	10	12	12	22	56
Goodland	12	6	14	15	47



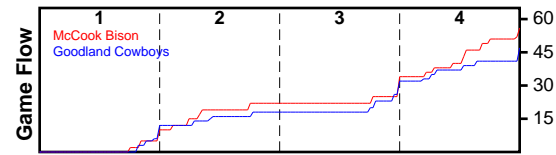
#	Name	G	MIN	FGM	FGA	FG%	2PM	2PA	2P%	3PM	3PA	3P%	FTM	FTA	FT%	OREB	DREB	REB	AST	STL	BLK	DEF	TO	PF	CHG	PM	PTS
2	Zach Schlager	1	0	1	4	.250	1	2	.500	0	2	.000	0	0	.000	0	2	2	1	1	0	0	3	2	0	0	2
3	Clayton Stevens	1	0	5	9	.556	1	4	.250	4	5	.800	0	0	.000	1	0	1	0	1	0	0	0	2	0	0	14
4	Hunter Potthoff	1	0	4	8	.500	3	4	.750	1	4	.250	5	6	.833	2	1	3	0	0	0	0	1	4	0	0	14
5	Easton Gillen	1	0	2	4	.500	1	2	.500	1	2	.500	2	2	1.000	0	2	2	0	0	0	0	2	1	0	0	7
11	Kyle Geisler	1	0	3	8	.375	2	5	.400	1	3	.333	0	0	.000	2	1	3	0	0	0	0	0	2	0	0	7
13	Gabe Sehnert	1	0	4	9	.444	2	6	.333	2	3	.667	0	0	.000	1	2	3	0	2	0	0	0	1	0	0	10
15	DJ Gross	1	0	0	0	.000	0	0	.000	0	0	.000	0	0	.000	0	0	0	0	0	0	0	0	1	0	0	0
20	Seth Dugger	0	0	0	0	.000	0	0	.000	0	0	.000	0	0	.000	0	0	0	0	0	0	0	0	0	0	0	0
23	Josiah Hegwood	1	0	0	3	.000	0	3	.000	0	0	.000	0	0	.000	0	3	3	0	0	0	0	2	2	0	0	0
24	Frank Hernandez	1	0	1	2	.500	1	1	1.000	0	1	.000	0	0	.000	0	0	0	0	0	0	0	0	0	0	0	2
30	James Mockry	0	0	0	0	.000	0	0	.000	0	0	.000	0	0	.000	0	0	0	0	0	0	0	0	0	0	0	0
35	Morgan Fawver	0	0	0	0	.000	0	0	.000	0	0	.000	0	0	.000	0	0	0	0	0	0	0	0	0	0	0	0
55	Hunter Hays	0	0	0	0	.000	0	0	.000	0	0	.000	0	0	.000	0	0	0	0	0	0	0	0	0	0	0	0
	TEAM	0	0	0	0	.000	0	0	.000	0	0	.000	0	0	.000	0	0	0	0	0	0	0	0	0	0	0	0
	TOTALS	1	60	20	47	.426	11	27	.407	9	20	.450	7	8	.875	6	11	17	1	4	0	0	8	15	0	9	56



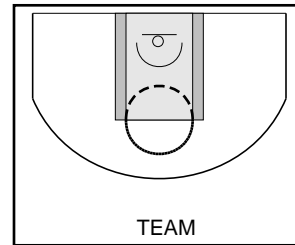
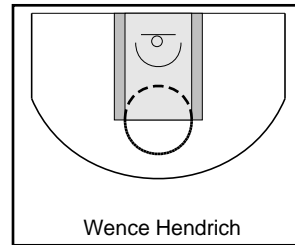
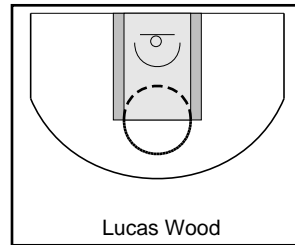
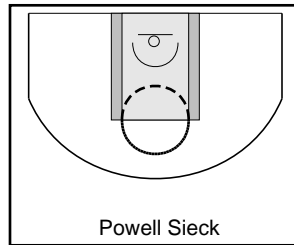
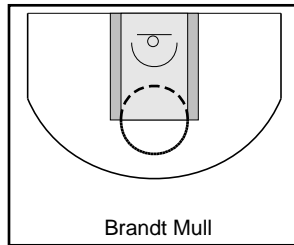
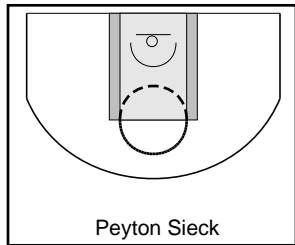
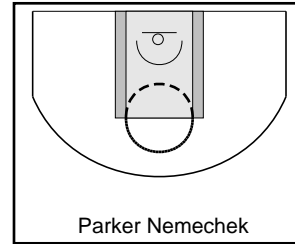
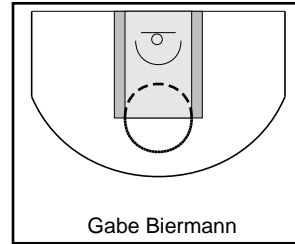
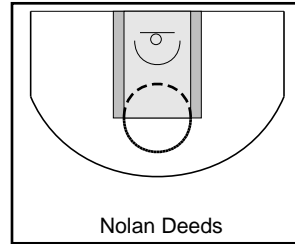
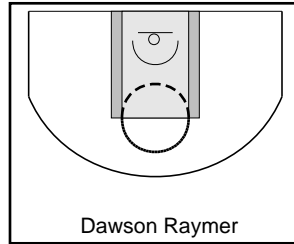
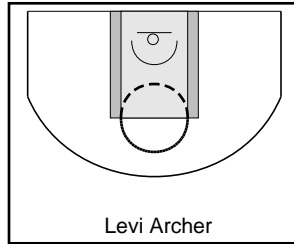
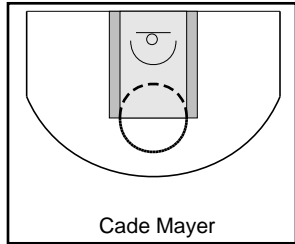
Goodland Cowboys

12/9/16 McCook Bison at Goodland Cowboys

	1	2	3	4	T
McCook Bison	10	12	12	22	56
Goodland	12	6	14	15	47



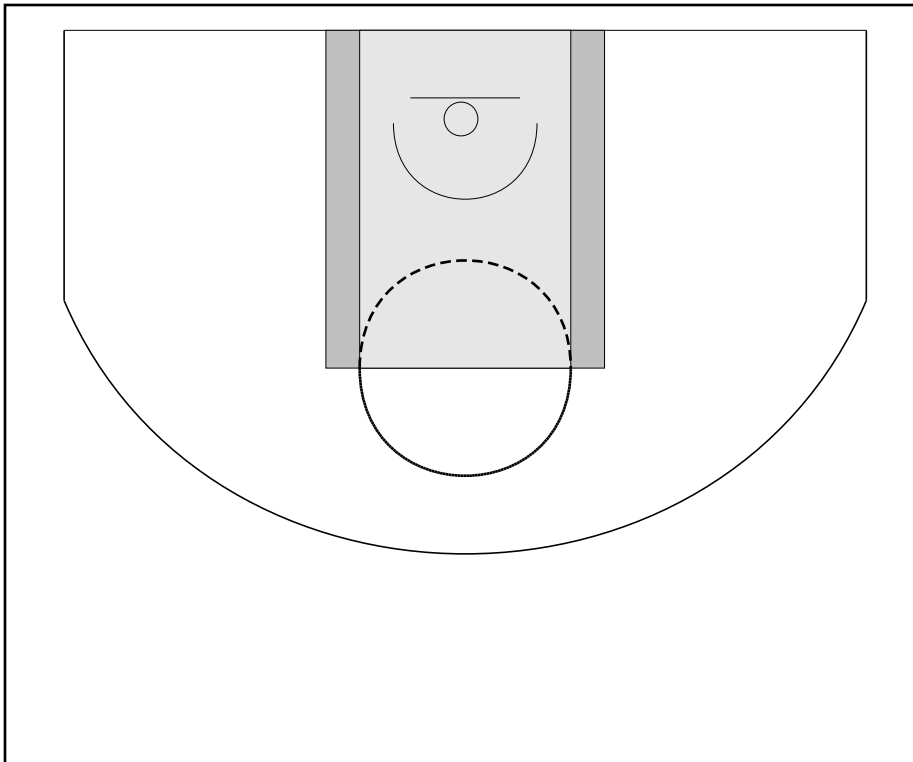
#	Name	G	MIN	FGM	FGA	FG%	2PM	2PA	2P%	3PM	3PA	3P%	FTM	FTA	FT%	OREB	DREB	REB	AST	STL	BLK	DEF	TO	PF	CHG	PM	PTS
1	Cade Mayer	1	0	4	6	.667	2	3	.667	2	3	.667	0	0	.000	2	4	6	0	0	0	0	2	5	0	0	10
2	Levi Archer	1	0	4	9	.444	4	9	.444	0	0	.000	0	0	.000	1	3	4	2	1	1	0	3	4	0	0	8
3	Dawson Raymer	1	0	0	4	.000	0	0	.000	0	4	.000	0	1	.000	1	1	2	2	1	0	0	3	0	0	0	0
5	Nolan Deeds	1	0	3	7	.429	2	5	.400	1	2	.500	1	2	.500	0	1	1	0	0	0	0	3	3	0	0	8
13	Gabe Biermann	1	0	0	0	.000	0	0	.000	0	0	.000	0	0	.000	0	0	0	0	2	0	0	2	1	0	0	0
15	Parker Nemechek	0	0	0	0	.000	0	0	.000	0	0	.000	0	0	.000	0	0	0	0	0	0	0	0	0	0	0	0
20	Peyton Sieck	1	0	1	1	1.000	1	1	1.000	0	0	.000	0	0	.000	0	0	0	0	0	1	0	0	0	0	0	2
21	Brandt Mull	1	0	2	3	.667	2	2	1.000	0	1	.000	0	0	.000	0	1	1	1	0	0	0	0	0	0	0	4
22	Powell Sieck	0	0	0	0	.000	0	0	.000	0	0	.000	0	0	.000	0	0	0	0	0	0	0	0	0	0	0	0
23	Lucas Wood	1	0	2	5	.400	2	5	.400	0	0	.000	2	4	.500	1	3	4	1	0	0	0	1	0	0	0	6
33	Wence Hendrich	1	0	4	5	.800	4	5	.800	0	0	.000	1	2	.500	2	2	4	0	0	0	0	2	1	0	0	9
	TEAM	0	0	0	0	.000	0	0	.000	0	0	.000	0	0	.000	0	0	0	0	0	0	0	0	0	0	0	0
	TOTALS	1	60	20	40	.500	17	30	.567	3	10	.300	4	9	.444	7	15	22	6	4	2	0	16	14	0	-9	47



Game Summary Comparison

Statistic	McCook Bison	Goodland Cowboys
Points	56	47
<i>Field Goals</i>	20 / 47	20 / 40
<i>2 Point</i>	11 / 27	17 / 30
<i>3 Point</i>	9 / 20	3 / 10
<i>Free Throws</i>	7 / 8	4 / 9
Assists	1	6
Rebounds	17	22
<i>Offensive</i>	6	7
<i>Defensive</i>	11	15
Blocks	0	2
Steals	4	4
Deflections	0	0
Turnovers	8	16
Charges Taken	0	0
Personal Fouls	15	14

McCook Bison



Goodland Cowboys



McCook Bison Fouls

Period	Clock	Player	Foul
1st Period	2:40	#3 Clayton Stevens	Adjustment (Added)
1st Period	1:00	#2 Zach Schlager	Adjustment (Added)
1st Period	0:00	#11 Kyle Geisler	Adjustment (Added)
1st Period	0:00	#4 Hunter Potthoff	Adjustment (Added)
1st Period	0:00	#4 Hunter Potthoff	Adjustment (Added)
1st Period	0:00	#23 Josiah Hegwood	Adjustment (Added)
1st Period	0:00	#5 Easton Gillen	Adjustment (Added)
2nd Period	12:21	#3 Clayton Stevens	Adjustment (Added)
2nd Period	8:55	#4 Hunter Potthoff	Adjustment (Added)
3rd Period	0:00	#23 Josiah Hegwood	Adjustment (Added)
3rd Period	0:00	#2 Zach Schlager	Adjustment (Added)
3rd Period	0:00	#15 DJ Gross	Adjustment (Added)
4th Period	12:57	#4 Hunter Potthoff	Adjustment (Added)
4th Period	12:13	#13 Gabe Sehnert	Adjustment (Added)
4th Period	11:18	#11 Kyle Geisler	Adjustment (Added)

Goodland Cowboys Fouls

Period	Clock	Player	Foul
1st Period	0:00	#5 Nolan Deeds	Adjustment (Added)
1st Period	0:00	#5 Nolan Deeds	Adjustment (Added)
1st Period	0:00	#13 Gabe Biermann	Adjustment (Added)
2nd Period	14:12	#2 Levi Archer	Adjustment (Added)
2nd Period	10:16	#1 Cade Mayer	Adjustment (Added)
3rd Period	0:00	#2 Levi Archer	Adjustment (Added)
3rd Period	0:00	#5 Nolan Deeds	Adjustment (Added)
4th Period	1:44	#1 Cade Mayer	Adjustment (Added)
4th Period	1:39	#1 Cade Mayer	Adjustment (Added)
4th Period	1:33	#1 Cade Mayer	Adjustment (Added)
4th Period	1:07	#33 Wence Hendrich	Adjustment (Added)
4th Period	0:36	#2 Levi Archer	Adjustment (Added)
4th Period	0:00	#1 Cade Mayer	Adjustment (Added)
4th Period	0:00	#2 Levi Archer	Adjustment (Added)