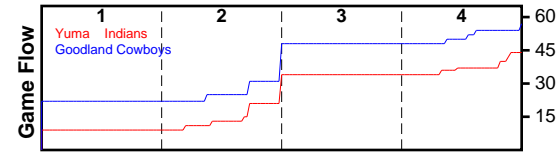


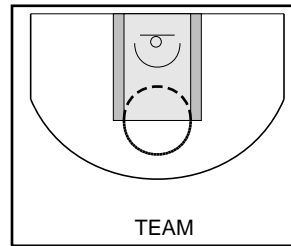
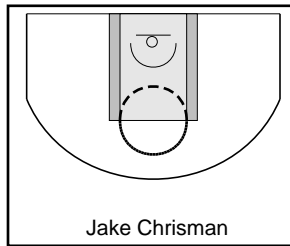
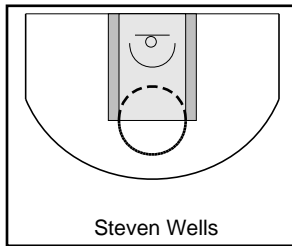

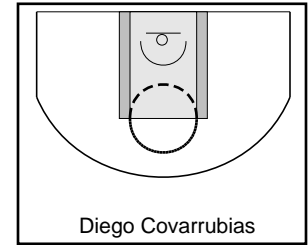
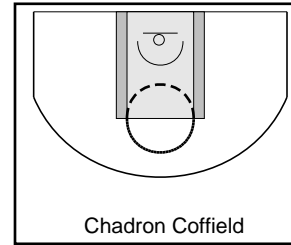
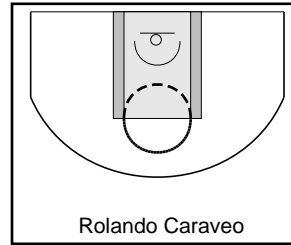
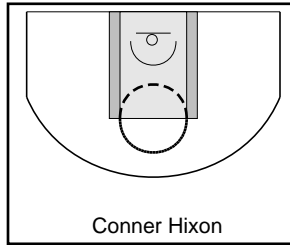
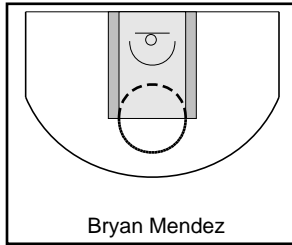
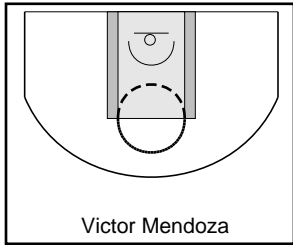
Yuma Indians

12/8/17 Yuma Indians at Goodland Cowboys

	1	2	3	4	T
Yuma Indians	9	12	13	10	44
Goodland	22	9	17	9	57



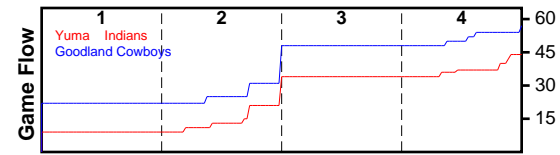
#	Name	G	MIN	FGM	FGA	FG%	2PM	2PA	2P%	3PM	3PA	3P%	FTM	FTA	FT%	OREB	DREB	REB	AST	STL	BLK	DEF	TO	PF	CHG	PM	PTS
1	Victor Mendoza	1	0	7	14	.500	7	12	.583	0	2	.000	3	3	1.000	1	4	5	0	1	0	0	2	2	0	0	17
2	Bryan Mendez	1	0	0	2	.000	0	0	.000	0	2	.000	0	0	.000	0	0	0	0	0	0	0	0	2	0	0	0
3	Conner Hixon	1	0	1	8	.125	0	4	.000	1	4	.250	1	2	.500	1	1	2	0	0	0	1	3	4	0	0	4
5	Rolando Caraveo	1	0	0	1	.000	0	0	.000	0	1	.000	2	3	.667	0	0	0	0	0	0	0	0	2	0	0	2
12	Chadron Coffield	1	0	1	2	.500	1	1	1.000	0	1	.000	0	0	.000	0	2	2	0	1	0	0	1	0	0	0	2
20	Diego Covarrubias	1	0	1	3	.333	1	3	.333	0	0	.000	1	2	.500	0	1	1	0	0	0	1	3	2	0	0	3
23	Jesus Vasquez	1	0	1	3	.333	1	1	1.000	0	2	.000	0	2	.000	0	1	1	1	1	0	1	2	3	0	0	2
30	Steven Wells	1	0	0	1	.000	0	0	.000	0	1	.000	0	0	.000	0	0	0	0	0	0	0	0	0	0	0	0
45	Jake Chrisman	1	0	6	10	.600	6	10	.600	0	0	.000	2	3	.667	2	6	8	1	0	0	0	2	2	0	0	14
	TEAM	0	0	0	0	.000	0	0	.000	0	0	.000	0	0	.000	0	0	0	0	0	0	0	0	0	0	0	0
	TOTALS	1	60	17	44	.386	16	31	.516	1	13	.077	9	15	.600	4	15	19	2	3	0	3	13	17	0	-13	44



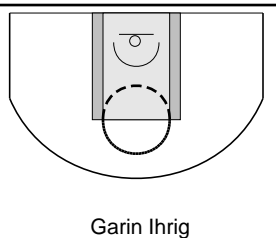
Goodland Cowboys

12/8/17 Yuma Indians at Goodland Cowboys

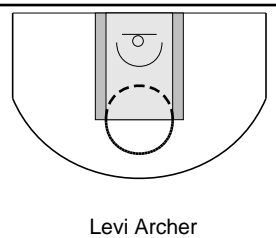
	1	2	3	4	T
Yuma Indians	9	12	13	10	44
Goodland	22	9	17	9	57



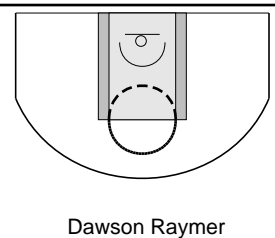
#	Name	G	MIN	FGM	FGA	FG%	2PM	2PA	2P%	3PM	3PA	3P%	FTM	FTA	FT%	OREB	DREB	REB	AST	STL	BLK	DEF	TO	PF	CHG	PM	PTS
1	Garin Ihrig	1	0	0	0	.000	0	0	.000	0	0	.000	0	0	.000	0	0	0	0	0	0	0	1	0	0	0	0
2	Levi Archer	1	0	3	13	.231	3	11	.273	0	2	.000	1	2	.500	4	4	8	5	0	0	2	2	2	0	0	7
3	Dawson Raymer	1	0	6	13	.462	1	3	.333	5	10	.500	2	2	1.000	0	5	5	1	2	0	1	3	2	0	0	19
4	Mark Rodriguez	1	0	1	3	.333	1	3	.333	0	0	.000	1	3	.333	1	0	1	0	1	0	0	1	0	0	0	3
5	Chase Johnson	0	0	0	0	.000	0	0	.000	0	0	.000	0	0	.000	0	0	0	0	0	0	0	0	0	0	0	0
10	Parker Nemechek	0	0	0	0	.000	0	0	.000	0	0	.000	0	0	.000	0	0	0	0	0	0	0	0	0	0	0	0
11	Brilen Williams	0	0	0	0	.000	0	0	.000	0	0	.000	0	0	.000	0	0	0	0	0	0	0	0	0	0	0	0
13	Gabe Biermann	1	0	1	2	.500	0	0	.000	1	2	.500	1	3	.333	0	0	0	2	2	1	0	1	2	0	0	4
14	John Garcia	1	0	0	0	.000	0	0	.000	0	0	.000	0	0	.000	0	0	0	0	0	0	0	0	1	0	0	0
20	Peyton Sieck	1	0	4	5	.800	4	5	.800	0	0	.000	0	0	.000	2	8	10	1	1	2	0	1	2	0	0	8
21	Brandt Mull	1	0	3	4	.750	3	3	1.000	0	1	.000	0	0	.000	0	0	0	0	0	1	0	1	1	0	0	6
22	Powell Sieck	1	0	0	1	.000	0	1	.000	0	0	.000	0	0	.000	0	1	1	0	0	0	0	0	3	0	0	0
23	Devin Jipping	0	0	0	0	.000	0	0	.000	0	0	.000	0	0	.000	0	0	0	0	0	0	0	0	0	0	0	0
33	Wence Hendrich	1	0	5	11	.455	5	9	.556	0	2	.000	0	0	.000	5	2	7	1	1	0	1	2	2	0	0	10
	TEAM	0	0	0	0	.000	0	0	.000	0	0	.000	0	0	.000	0	0	0	0	0	0	0	0	0	0	0	0
	TOTALS	1	60	23	52	.442	17	35	.486	6	17	.353	5	10	.500	12	20	32	10	7	4	4	12	15	0	13	57



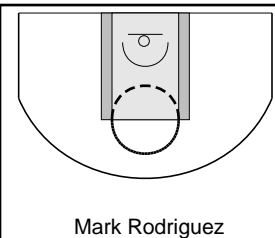
Garin Ihrig



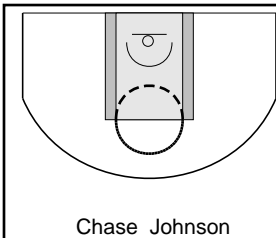
Levi Archer



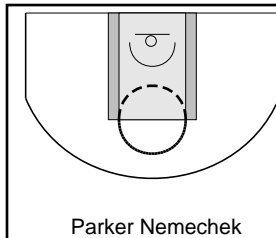
Dawson Raymer



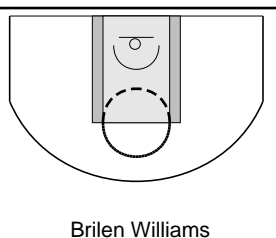
Mark Rodriguez



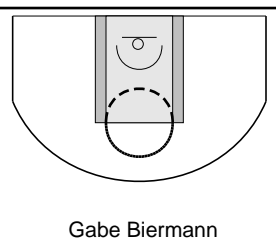
Chase Johnson



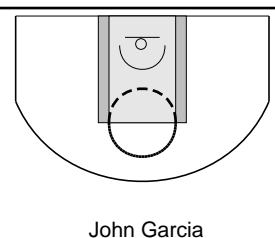
Parker Nemechek



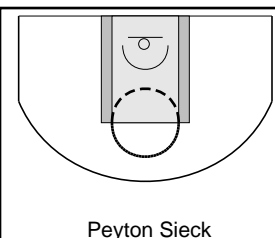
Brilen Williams



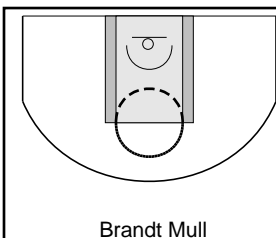
Gabe Biermann



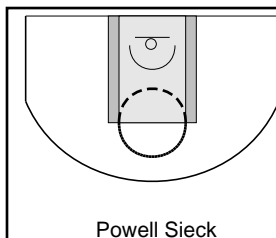
John Garcia



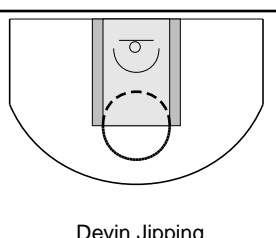
Peyton Sieck



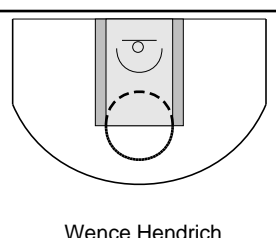
Brandt Mull



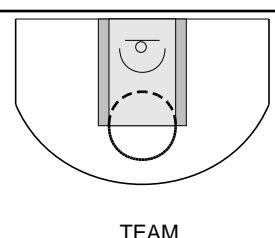
Powell Sieck



Devin Jipping



Wence Hendrich



TEAM

Game Summary Comparison

Statistic	Yuma	Indians	Goodland Cowboys
Points	44		57
<i>Field Goals</i>	17 / 44		23 / 52
<i>2 Point</i>	16 / 31		17 / 35
<i>3 Point</i>	1 / 13		6 / 17
<i>Free Throws</i>	9 / 15		5 / 10
Assists	2		10
Rebounds	19		32
<i>Offensive</i>	4		12
<i>Defensive</i>	15		20
Blocks	0		4
Steals	3		7
Deflections	3		4
Turnovers	13		12
Charges Taken	0		0
Personal Fouls	17		15

Yuma Indians



Goodland Cowboys



Yuma Indians Fouls

Period	Clock	Player	Foul
1st Period	14:58	#23 Jesus Vasquez	Adjustment (Added)
1st Period	14:58	#1 Victor Mendoza	Adjustment (Added)
1st Period	14:58	#20 Diego Covarrubias	Adjustment (Added)
2nd Period	7:06	#2 Bryan Mendez	Adjustment (Added)
2nd Period	3:49	#20 Diego Covarrubias	Adjustment (Added)
2nd Period	3:49	#45 Jake Chrisman	Adjustment (Added)
3rd Period	14:59	#3 Conner Hixon	Adjustment (Added)
3rd Period	14:59	#45 Jake Chrisman	Adjustment (Added)
3rd Period	14:59	#1 Victor Mendoza	Adjustment (Added)
4th Period	11:24	#3 Conner Hixon	Adjustment (Added)
4th Period	0:00	#5 Rolando Caraveo	Adjustment (Added)
4th Period	0:00	#3 Conner Hixon	Adjustment (Added)
4th Period	0:00	#5 Rolando Caraveo	Adjustment (Added)
4th Period	0:00	#23 Jesus Vasquez	Adjustment (Added)
4th Period	0:00	#23 Jesus Vasquez	Adjustment (Added)
4th Period	0:00	#3 Conner Hixon	Adjustment (Added)
4th Period	0:00	#2 Bryan Mendez	Adjustment (Added)

Goodland Cowboys Fouls

Period	Clock	Player	Foul
1st Period	14:58	#2 Levi Archer	Adjustment (Added)
1st Period	14:58	#20 Peyton Sieck	Adjustment (Added)
1st Period	14:58	#13 Gabe Biermann	Adjustment (Added)
2nd Period	12:42	#20 Peyton Sieck	Adjustment (Added)
2nd Period	11:40	#13 Gabe Biermann	Adjustment (Added)
2nd Period	8:55	#14 John Garcia	Adjustment (Added)
2nd Period	5:46	#22 Powell Sieck	Adjustment (Added)
2nd Period	3:49	#21 Brandt Mull	Adjustment (Added)
3rd Period	14:59	#3 Dawson Raymer	Adjustment (Added)
3rd Period	14:59	#3 Dawson Raymer	Adjustment (Added)
3rd Period	14:59	#22 Powell Sieck	Adjustment (Added)
3rd Period	14:59	#2 Levi Archer	Adjustment (Added)
3rd Period	14:59	#22 Powell Sieck	Adjustment (Added)
4th Period	10:10	#33 Wence Hendrich	Adjustment (Added)
4th Period	8:05	#33 Wence Hendrich	Adjustment (Added)