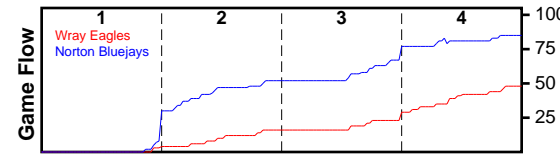


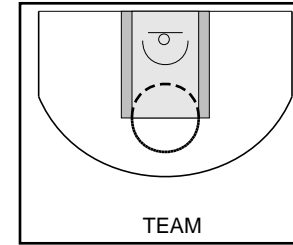
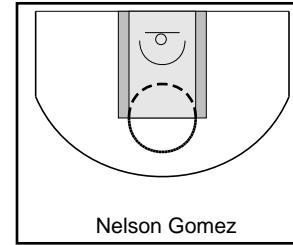
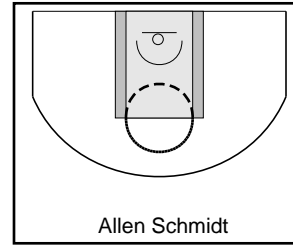
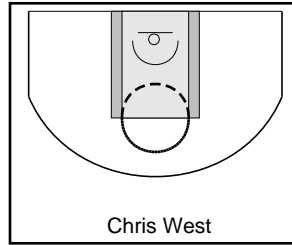
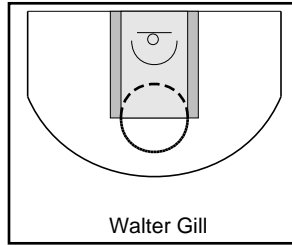
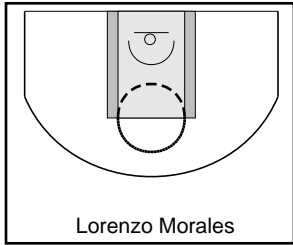
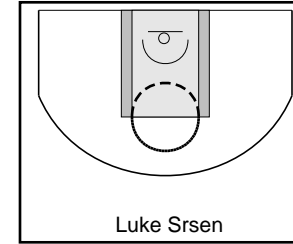
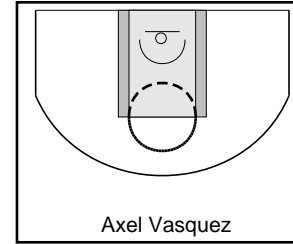

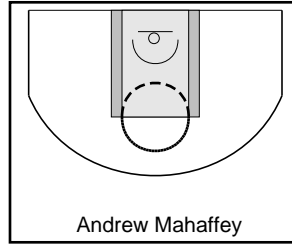
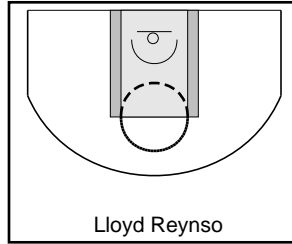

Wray Eagles

12/8/16 Wray Eagles at Norton Bluejays

	1	2	3	4	T
Wray Eagles	4	12	13	19	48
Norton Bluejays	30	22	25	8	85



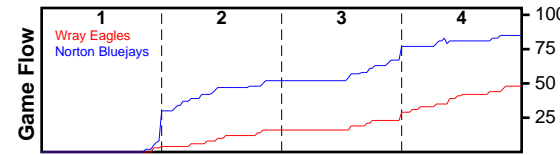
#	Name	G	MIN	FGM	FGA	FG%	2PM	2PA	2P%	3PM	3PA	3P%	FTM	FTA	FT%	OREB	DREB	REB	AST	STL	BLK	DEF	TO	PF	CHG	PM	PTS
2	Jake Smith	1	0	4	7	.571	3	6	.500	1	1	1.000	0	0	.000	3	6	9	0	1	1	0	1	3	0	0	9
4	Lloyd Reynso	0	0	0	0	.000	0	0	.000	0	0	.000	0	0	.000	0	0	0	0	0	0	0	0	0	0	0	0
5	Andrew Mahaffey	1	0	0	3	.000	0	0	.000	0	3	.000	0	0	.000	0	0	0	0	0	0	0	1	1	0	0	0
15	Andrew Anderson	1	0	3	9	.333	3	7	.429	0	2	.000	0	0	.000	1	3	4	0	0	0	0	1	2	0	0	6
22	Axel Vasquez	1	0	0	0	.000	0	0	.000	0	0	.000	0	0	.000	0	0	0	0	0	0	0	0	0	0	0	0
24	Luke Srsen	1	0	4	9	.444	4	5	.800	0	4	.000	4	6	.667	4	3	7	0	1	0	0	2	0	0	0	12
25	Lorenzo Morales	0	0	0	0	.000	0	0	.000	0	0	.000	0	0	.000	0	0	0	0	0	0	0	0	0	0	0	0
30	Walter Gill	1	0	3	8	.375	2	3	.667	1	5	.200	2	2	1.000	0	1	1	0	3	0	0	2	3	0	0	9
33	Chris West	0	0	0	0	.000	0	0	.000	0	0	.000	0	0	.000	0	0	0	0	0	0	0	0	0	0	0	0
34	Allen Schmidt	0	0	0	0	.000	0	0	.000	0	0	.000	0	0	.000	0	0	0	0	0	0	0	0	0	0	0	0
55	Nelson Gomez	1	0	6	9	.667	6	8	.750	0	1	.000	0	0	.000	2	0	2	0	0	0	0	2	5	0	0	12
	TEAM	0	0	0	0	.000	0	0	.000	0	0	.000	0	0	.000	0	0	0	0	0	0	0	0	0	0	0	0
	TOTALS	1	60	20	45	.444	18	29	.621	2	16	.125	6	8	.750	10	13	23	0	5	1	0	9	14	0	-37	48



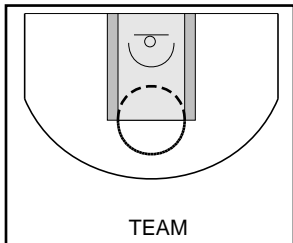
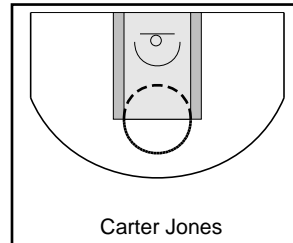
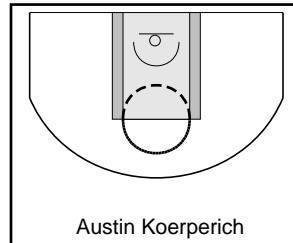
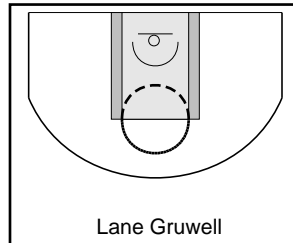
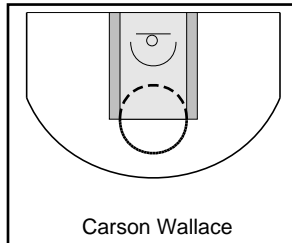
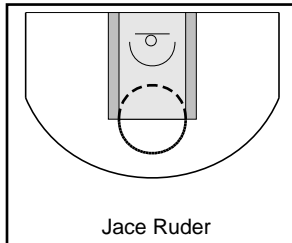
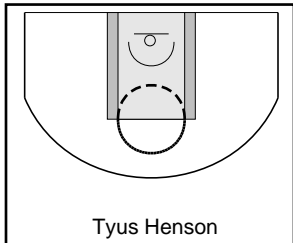
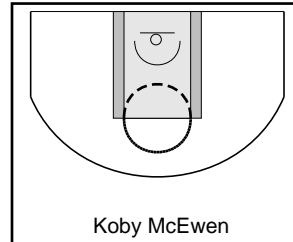
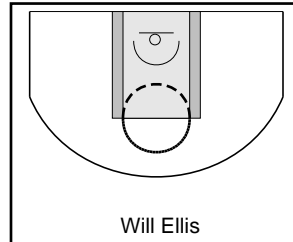
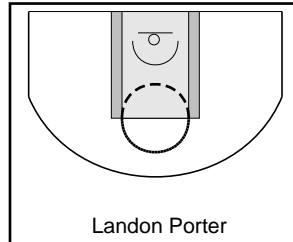
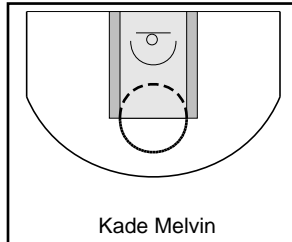
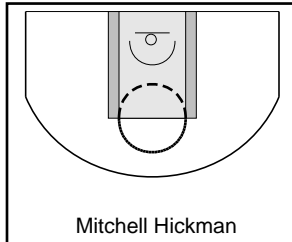
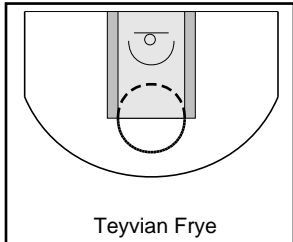
Norton Bluejays

12/8/16 Wray Eagles at Norton Bluejays

	1	2	3	4	T
Wray Eagles	4	12	13	19	48
Norton Bluejays	30	22	25	8	85



#	Name	G	MIN	FGM	FGA	FG%	2PM	2PA	2P%	3PM	3PA	3P%	FTM	FTA	FT%	OREB	DREB	REB	AST	STL	BLK	DEF	TO	PF	CHG	PM	PTS
1	Teyvian Frye	1	0	2	9	.222	2	8	.250	0	1	.000	0	0	.000	1	0	1	0	2	0	0	1	2	0	0	4
2	Mitchell Hickman	1	0	1	3	.333	0	0	.000	1	3	.333	0	0	.000	0	1	1	0	0	0	0	0	1	0	0	3
3	Kade Melvin	1	0	1	1	1.000	1	1	1.000	0	0	.000	0	0	.000	0	0	0	0	0	0	0	0	0	0	0	2
4	Landon Porter	1	0	9	10	.900	8	9	.889	1	1	1.000	2	4	.500	0	4	4	0	3	0	0	0	2	0	0	21
5	Will Ellis	1	0	4	4	1.000	2	2	1.000	2	2	1.000	1	1	1.000	0	0	0	0	2	0	0	1	0	0	0	11
10	Koby McEwen	1	0	2	4	.500	2	3	.667	0	1	.000	0	0	.000	0	1	1	1	0	1	0	1	1	0	0	4
11	Tyus Henson	1	0	5	9	.556	4	7	.571	1	2	.500	4	5	.800	1	5	6	0	2	0	0	0	0	0	0	15
12	Jace Ruder	1	0	6	8	.750	5	6	.833	1	2	.500	1	1	1.000	0	0	0	0	3	0	0	0	1	0	0	14
22	Carson Wallace	1	0	2	7	.286	2	7	.286	0	0	.000	0	3	.000	4	0	4	0	4	0	0	0	0	0	0	4
24	Lane Gruwell	1	0	1	3	.333	1	2	.500	0	1	.000	0	0	.000	0	3	3	0	1	0	0	0	1	0	0	2
25	Austin Koerperich	1	0	2	5	.400	2	5	.400	0	0	.000	1	1	1.000	1	0	1	0	0	0	0	0	2	0	0	5
33	Carter Jones	0	0	0	0	.000	0	0	.000	0	0	.000	0	0	.000	0	0	0	0	0	0	0	0	0	0	0	0
	TEAM	0	0	0	0	.000	0	0	.000	0	0	.000	0	0	.000	0	0	0	0	0	0	0	0	0	0	0	0
	TOTALS	1	60	35	63	.556	29	50	.580	6	13	.462	9	15	.600	7	14	21	1	17	1	0	3	10	0	37	85



Game Summary Comparison

Statistic	Wray Eagles	Norton Bluejays
Points	48	85
<i>Field Goals</i>	20 / 45	35 / 63
<i>2 Point</i>	18 / 29	29 / 50
<i>3 Point</i>	2 / 16	6 / 13
<i>Free Throws</i>	6 / 8	9 / 15
Assists	0	1
Rebounds	23	21
<i>Offensive</i>	10	7
<i>Defensive</i>	13	14
Blocks	1	1
Steals	5	17
Deflections	0	0
Turnovers	9	3
Charges Taken	0	0
Personal Fouls	14	10

Wray Eagles



Norton Bluejays



Wray Eagles Fouls

Period	Clock	Player	Foul
1st Period	0:13	#55 Nelson Gomez	Adjustment (Added)
1st Period	0:00	#15 Andrew Anderson	Adjustment (Added)
1st Period	0:00	#30 Walter Gill	Adjustment (Added)
1st Period	0:00	#30 Walter Gill	Adjustment (Added)
1st Period	0:00	#30 Walter Gill	Adjustment (Added)
1st Period	0:00	#5 Andrew Mahaffey	Adjustment (Added)
1st Period	0:00	#5 Andrew Mahaffey	Adjustment (Removed)
1st Period	0:00	#55 Nelson Gomez	Adjustment (Added)
2nd Period	8:51	#2 Jake Smith	Adjustment (Added)
2nd Period	4:24	#5 Andrew Mahaffey	Adjustment (Added)
3rd Period	5:22	#55 Nelson Gomez	Adjustment (Added)
3rd Period	2:16	#2 Jake Smith	Adjustment (Added)
3rd Period	1:55	#55 Nelson Gomez	Adjustment (Added)
3rd Period	0:00	#2 Jake Smith	Adjustment (Added)
4th Period	9:52	#15 Andrew Anderson	Adjustment (Added)
4th Period	6:34	#55 Nelson Gomez	Adjustment (Added)

Norton Bluejays Fouls

Period	Clock	Player	Foul
1st Period	0:00	#4 Landon Porter	Adjustment (Added)
1st Period	0:00	#12 Jace Ruder	Adjustment (Added)
2nd Period	11:28	#4 Landon Porter	Adjustment (Added)
2nd Period	7:06	#2 Mitchell Hickman	Adjustment (Added)
2nd Period	5:41	#1 Teyvian Frye	Adjustment (Added)
2nd Period	3:05	#1 Teyvian Frye	Adjustment (Added)
2nd Period	0:51	#2 Mitchell Hickman	Adjustment (Removed)
3rd Period	0:00	#24 Lane Gruwell	Adjustment (Added)
4th Period	7:26	#2 Mitchell Hickman	Adjustment (Added)
4th Period	6:01	#25 Austin Koerperich	Adjustment (Added)
4th Period	4:46	#25 Austin Koerperich	Adjustment (Added)
4th Period	4:03	#10 Koby McEwen	Adjustment (Added)